



Commercial
Vehicles

The Transporter 6.1 Specifications

Features and Specifications

Safety and security	Van	Crewvan	Single Cab	Dual Cab
Airbags				
Front airbag for driver and front passenger	●	●	●	●
Side/head airbags for driver and front passenger	●	●	●	●
Seat belts				
3-point seat belts with height adjustment and belt tensioners for driver and front passenger	●	●	●	●
3-point seat belts in 2nd row of seats, outer seats with seat belt tensioners	—	●	—	●
Seat belt warning light and buzzer for driver's seat	●	●	●	●
Child Restraints				
Child seat top tether anchorage points (for 2nd row outer seats)	—	●	—	—
ISOFIX child seat anchorage points (for 2nd row outer seats)	—	●	—	—
Brakes and Traction Control				
Multi-Collision Brake (MCB)	●	●	●	●
Automatic flashing brake lights activated in emergency braking situation	●	●	●	●
Electronic Stabilisation Programme (ESP)	●	●	●	●
Anti-Lock Braking System (ABS)	●	●	●	●
Brake Assist System (BA)	●	●	●	●
Traction Control System (TCS)	●	●	●	●
Electronic Differential Lock (EDL)	●	●	●	●
Hill Hold Control	●	●	●	●
Mechanical rear differential lock (4MOTION only)	○	○	○	○
Hill Descent Assist (4MOTION only)	○	○	○	○
Lighting				
H7 Halogen headlights	●	●	●	●
Headlight range adjustment	●	●	●	●
LED headlights with separate daytime running lights (DLR) and LED tail lights	○	○	○	○
High stop light	●	●	—	—
Rear fog light	●	●	●	●
Automatic headlight activation with separate daytime running lights and “Leaving Home” / “Coming Home” function	●	●	●	●
High Beam light control (Light Assist)	○	○	○	○

Safety and security	Van	Crewvan	Single Cab	Dual Cab
Driver Assistance Technology*				
Driver Fatigue Detection system	●	●	●	●
Rear Park Distance Control, with acoustic warning	●	●	—	—
Rear View Camera System ²	●	●	—	—
Forward Collision Warning "Front Assist" with City Emergency Braking (City EB)	●	●	●	●
Cruise Control with speed limiter	●	●	●	●
Adaptive Cruise Control (ACC)	○	○	—	—
Crosswind Assist	●	●	—	—
Blind Spot Monitoring with Rear Traffic Alert ¹	●	●	—	—
Lane Keep Assist	○	○	—	—
Park Assist with Sensor-Based Side Protection	○	○	—	—
Tyre pressure monitoring system	○	○	○	○
Locking and Anti-theft				
Engine immobiliser (electronic)	●	●	●	●
Central locking system with radio remote control	●	●	●	●
Two (2) remote control folding keys	●	●	●	●
Electric childproof/load compartment lock for sliding doors, lockable from the front cabin/remote	●	●	—	—
Automatic locking after take-off (programmable)	●	●	●	●
Anti-theft warning system with interior monitoring in the driver's cab, deadlock mechanism, back-up horn and tow-away protection	○	○	○	○
Head Restraints				
Front safety optimised head restraints, height adjustable	●	●	●	●
Rear head restraints, height adjustable (3)	—	●	—	●

*Safety technologies are designed to assist the driver, but should not be used as a substitute for safe driving practices.

1. Not available with optional rear wing doors or High roof.

2. Not available with optional High roof.

● Standard ○ Optional Extra — Not available

Exterior Equipment / Styling	Van	Crewvan	Single Cab	Dual Cab
Roof				
Standard roof height	●	●	●	●
High roof height and high rear wing doors - Only for LWB Van ^{3,4}	○	—	—	—
Doors				
Sliding door, left, in load/passenger compartment	●	●	—	—
Sliding door, right, in load/passenger compartment	○	●	—	—
Lifting tailgate with heated window and rear wiper	●	●	—	—
Sliding door, left/right, in load/passenger compartment with power latching	○	○	—	—
Sliding door, left/right, in load/passenger compartment with electric open/close via front cabin/remote	○	○	—	—
Rear wing doors with heated windows and rear wipers ³	○	○	—	—
Hinges for rear wing doors with opening angle of 250° ³	○ LWB only	○ LWB only	—	—
Power latching tailgate	○	○	—	—
Electric open/closing tailgate	○	○	—	—
Body Enhancements				
Black bumpers	●	●	●	●
Black grained radiator grille with 1 decorative chrome molding	●	●	●	●
Black exterior mirror housings and door handles	●	●	●	●
Body coloured sliding door rail cover	●	●	—	—
Body coloured bumpers	○	○	○	○
Exterior mirror housings and door handles in body colour	○	○	—	—
Front mud guards	●	●	●	●
Rear mud guards	●	●	●	●
Trailer hitch preparation	●	●	●	●
Windows				
Heat-insulating windshield made of laminated glass	●	●	●	●
Heat-insulating glass (green)	●	●	●	●
Rain sensor windscreen wipers, intermittent control	●	●	●	●
Dark tinted glass in rear seat area (Venus 35/Privacy) heat-insulating glass (green) in front	○	○	○	○
Heated rear window(s)	●	●	●	●
Rear window wiper/washer system	●	●	—	—
Power windows with comfort operation and circuit breaker (front)	●	●	—	—
Side windows (fixed) in rear doors	—	—	—	●
Side window (fixed) in sliding door, left	○	—	—	—
Side window (fixed) in sliding door or closed panel, right	○	—	—	—
Side window (slide opening) in sliding door, left	○	●	—	—
Side window (slide opening) in sliding door or closed panel, right	○	●	—	—
Side window (fixed) in rear closed panel left/right	—	○	—	—

3. Not available with standard Side Assist including Blind spot monitoring and Rear Traffic Alert

4. Not available with standard Rear View Camera.

● Standard ○ Optional Extra — Not available

Exterior Equipment / Styling	Van	Crewvan	Single Cab	Dual Cab
Load Platform				
Aluminum factory fitted tray with folding dropsides, safety latches and a fold-out step on the tailboard	—	—	●	●
Recessed lashing eyes into the platform: Single Cab (8) Dual Cab (6)				
Paint				
Metallic / Pearl Effect paint finish	○	○	○	○
Wheels and Tyres				
16" steel wheels with centre wheel trim - 205/65 R16 C 107/105T tyres	TDI250/TDI340	●	—	—
17" steel wheels with centre wheel trim - 215/60 R17 C 109/107T tyres	TDI450	—	●	●
4 x 17" alloy wheels - DEVONPORT - 215/60 R17 C 109/107T tyres	○	○	○	○
Steel spare wheel - full size, OE tyre	●	●	●	●
Tool kit and Vehicle jack				
Tool kit	●	●	●	●
Vehicle jack for standard GVM and suspension	●	●	—	—
Vehicle jack for Cab Chassis models (pantograph)	—	—	●	●
Breakdown Mobility kit with 12-volt compressor and tyre sealant - removal of spare wheel ⁵	○	○	—	—
Without vehicle jack ⁵	○	○	—	—
Without spare wheel ⁵	○	○	—	—
Comfort & Convenience	Van	Crewvan	Single Cab	Dual Cab
Air Conditioning				
Front air conditioning system, "climatic" manual	●	●	●	●
Rear air conditioning system with 2nd evaporator, 2nd heater and separate controls (requires full side trim in cargo compartment)	○	○	—	—
Floor Covering				
Rubber floor covering in cab	●	●	●	●
Rubber floor covering in load/passenger compartment (includes step illumination)	○	●	—	—
Universal wood floor covering in load area (includes step illumination)	○	—	—	—

5. Optional 3.2T GVM upgrade and some optional suspension upgrades may result in the removal of the standard vehicle jack and vehicle spare wheel. In this instance the vehicle will be fitted with a Breakdown Mobility Kit.

● Standard ○ Optional Extra — Not available

Comfort & Convenience	Van	Crewvan	Single Cab	Dual Cab
In-Car Entertainment and Technology				
<u>Composition Colour audio system with App-Connect-</u> 6.5 inch TFT touch-screen colour display, two USB (type C) ports, Bluetooth®, SD card®slot, AM/FM radio and four speakers delivering 20 watt output. It also features App-Connect~.	●	●	●	●
<u>Discover Media audio and satellite navigation system with Wireless App-Connect-</u> 8 inch navigation system with colour touch display with proximity sensor two USB (type C) ports, Bluetooth®, FM radio and six loudspeakers. It also features Wireless App-Connect~.	○	○	○	○
<u>Digital Cockpit</u> 10.25 inch high-resolution colour display operated via the touch display of the infotainment system and via the leather-covered multifunction steering wheel can be used to scroll through the playlists, view navigation maps or set the safety distance of the Adaptive Cruise Control ACC (available with Discover Media and Comfort dashboard only)	○	○	—	—
Bluetooth® phone connectivity with contacts display and Bluetooth® audio streaming, operation via touch screen audio unit or Multi-Function Display	●	●	●	●
Instrumentation				
Speedometer & tachometer, electronic odometer and trip meter, service interval display, fuel and coolant gauges, low fuel warning light, adjustable illumination	●	●	●	●
Multi-Function Display (MFD Plus) - trip time, trip length, average and current speed, average and current fuel consumption, display until empty and ambient temperature, digital clock, vehicle status, audio, telephone and navigation (if fitted) menus	●	●	●	●
Interior Lighting				
LED interior lighting with two reading lights in front roof console	●	●	●	●
Interior lighting with LED technology in load compartment	●	●	—	—
Load Compartment				
Lashing rings for load restraint	6 (8 for LWB)	6 (8 for LWB)	—	—
Hardboard side trim panels , half	●	●	—	—
Additional hardboard side trim panels , full	○	●	—	—
Partition (high) with fixed window	○	—	—	—
Partition (high) without window (included in Transport Package)	○	—	—	—

~ App-Connect is compatible for selected apps with the latest smartphone versions of iOS and Android, active data service, optional connection cable (sold separately).

● Standard ○ Optional Extra — Not available

Comfort & Convenience	Van	Crewvan	Single Cab	Dual Cab
Steering Wheel				
3 spoke leather covered steering wheel	●	●	●	●
Audio, telephone, cruise control and Multi-Function Display controls mounted on steering wheel	●	●	●	●
Steering wheel height, reach and tilt adjustment	●	●	●	●
Storage				
Front door pockets	●	●	●	●
Front sunvisors with ticket holder	●	●	●	●
Lockable Glove compartment	●	●	●	●
Two (2) cup holders on upper dashboard	●	●	●	●
Central upper storage compartment (open)	●	●	●	●
Open storage compartments above glovebox	●	●	●	●
Folding ruler compartment above glovebox	●	●	●	●
Ashtray, portable	●	●	●	●
Mirrors				
Exterior mirrors (left: convex, right: convex)	●	●	—	—
Exterior mirrors on extension braces (left: convex, right: convex)	—	—	●	●
Exterior mirrors, electric folding, power adjustable and heated	●	●	●	●
Dimming breakaway interior rear view mirror	●	●	●	●
Power Steering				
Electromechanical power steering	●	●	●	●
Seating				
Height adjustment for driver's seat	●	●	●	●
Lumbar support (manually adjustable) for driver's seat	●	●	●	●
Front passenger bench seat with under-seat storage	○	●	●	○
3-seater bench in 2nd row of seats (folding, tipping, removable)	—	●	—	—
3-seater bench in 2nd row of seats (fixed, with under-seat storage)	—	—	—	●
Cloth seat covering " Double Grid"	●	●	●	●
Grab handle for front passenger	●	●	●	●
Grab handles on A pillar for driver and front passenger	—	—	●	●
Height adjustment for front passenger's seat	●	●	●	●
Lumbar support (manually adjustable) for front passenger's seat	●	●	●	●
Armrests for driver and front passenger seats	●	●	●	●
Front Swivel seat with lumbar support and armrest (left)	○	—	—	—
Front Swivel seat with lumbar support and armrest (right)	○	—	—	—

Batteries and Alternators

Battery 420 A (70 Ah)	●	●	●	●
Alternator 180 A	●	●	●	●
Stronger Battery 520 A (92 Ah)	○	○	○	○

Body Builder Items

Electrical interface for external use (terminal block under driver's seat)	●	●	●	●
Second battery (with cut-off relay) maintenance-free	○	○	○	○
Second battery (75 Ah, AGM) with cut-off relay and battery monitoring (requires optional Electrical interface upgrade)	○	○	○	○
Electrical interface and multifunction control unit for external use (terminal block under driver's seat)	○	○	○	○

Technical Specification

Engine	2.0 litre TDI250	2.0 litre TDI340	2.0 litre TDI450	
Type	4 cylinder inline turbocharged direct injection diesel	4 cylinder inline turbocharged direct injection diesel	4 cylinder inline bi-turbo direct injection diesel	
Max power, kW @ rpm	81 @ 3,500	110 @ 3,250-3,750	146 @ 4,000	
Max torque, Nm @ rpm	250 @ 1,250-3,100	340 @ 1,500-3,000	450 @ 1,400-2,400	
Cubic capacity, litres/cc	1,968	1,968	1,968	
Fuel type (recommended)	Diesel DIN EN 590	Diesel DIN EN 590	Diesel DIN EN 590	
Fuel tank capacity, L	70	80	80	

Transmission	5 speed manual	6 Speed Manual	7 Speed Direct Shift Gearbox (DSG)		7 Speed Direct Shift Gearbox (DSG)	
Driven wheels	Front-wheel drive	Front-wheel drive	Front-wheel drive	4MOTION all-wheel drive	Front-wheel drive	4MOTION all-wheel drive
BlueMotion Start/Stop system^	●	-	●	-	●	-
AdBlue	-	-	●	-	●	-

Fuel Consumption ** - Van	6.9	7.5	8.3	8.3	7.3	8.0
Combined, L/100km						
Fuel Consumption ** - Crewvan			8.3	8.3		
Combined, L/100km						
Fuel Consumption ** - Single Cab with fitted tray					7.6	8.4
Combined, L/100km						
Fuel Consumption ** - Dual Cab with fitted tray					7.5	8.3
Combined, L/100km						

Running Gear					
Suspension					
Front Axle	Independent McPherson struts, sub-frame with coil springs and gas filled dampers				
Rear Axle	Semi-trailing independent rear axle with coil springs and anti-roll bar				
Suspension Upgrades	Heavy-Duty and Rough Road suspension packages available				
Steering	Electromechanical power steering				
Brake systems	Anti-Lock Braking System (ABS) with Electronic Brake-Pressure Distribution (EBD), Brake Assist and Electronic Stabilisation Program (ESP). Brake Energy Recuperation.				
Brakes	Power assisted Hydraulic		Power assisted Hydraulic		
Front	Ventilated disc 308mm		Ventilated disc 340mm		
Rear	Ventilated disc 294mm		Ventilated disc 294mm		

Full vehicle specifications are available at www.volkswagen.com.au

^The Start/Stop system is designed to reduce fuel consumption and CO2 emissions. It achieves this by automatically switching off the engine while the vehicle is stationary and then starting it again automatically when the driver wants to drive off. There are certain operating conditions where the Start/Stop system is deactivated (e.g. during engine warm-up), please refer to the owner's manual for full operating information.

**Fuel consumption figures according to ADR 81/02 derived from laboratory testing. Factors including but not limited to driving style, road and traffic conditions, environmental influences, vehicle condition and accessories fitted, will in practice in the real world lead to figures which generally differ from those advertised. Advertised figures are meant for comparison amongst vehicles only.

Weights and Capacity

	SWB Van	SWB Van	SWB Van	SWB Van	SWB Van	LWB Van	LWB Van	LWB Van	LWB Van
Weights - Van	TDI250	TDI340	TDI340 4MOTION	TDI450	TDI450 4MOTION	TDI340	TDI340 4MOTION	TDI450	TDI450 4MOTION
Gross Vehicle Weight (GVM), kg	2,800	3,000	3,000	3,000	3,000	3,000	3,000	3,000	3,000
Unladen Mass ¹ for Standard roof, kg - Manual	1,849	1,780	-	-	-	1,843	-	-	-
Payload ² maximum for Standard roof, kg - Manual	951	1,220	-	-	-	1,157	-	-	-
Unladen Mass ¹ for Standard roof, kg - DSG	-	1,801	1,917	1,842	1,949	1,865	1,980	2,013	1,906
Payload ² maximum for Standard roof, kg - DSG	-	1,199	1,083	1,158	1,051	1,135	1,020	1,094	987
Towing Capacity, kg#									
Braked	2,500	2,500	2,500	2,500	2,500	2,500	2,500	2,500	2,500
Unbraked	750	750	750	750	750	750	750	750	750
Towbar Load Limit, kg	100	100	100	100	100	100	100	100	100

	SWB Crewvan	SWB Crewvan	LWB Crewvan	LWB Crewvan
Weights - Crewvan	TDI340	TDI340 4MOTION	TDI340	TDI340 4MOTION
Gross Vehicle Weight (GVM), kg	3,000	3,000	3,000	3,000
Unladen Mass ¹ for Standard roof, kg - DSG	1,924	2,074	1,987	1,987
Payload ² maximum, kg - DSG	1,076	926	1,013	1,013
Towing Capacity, kg#				
Braked	2,500	2,500	2,500	2,500
Unbraked	750	750	750	750
Towbar Load Limit, kg	100	100	100	100

	LWB Single Cab	LWB Single Cab	LWB Dual Cab	LWB Dual Cab
Weights - Cab Chassis with fitted tray	TDI450	TDI450 4MOTION	TDI450	TDI450 4MOTION
Gross Vehicle Weight (GVM), kg	3,000	3,000	3,000	3,000
Unladen Mass ¹ for Standard roof, kg - DSG	2,147	1,944	1,948	2,058
Payload ² maximum, kg - DSG	853	1,056	1,052	942
Towing Capacity, kg#				
Braked	2,500	2,500	2,500	2,500
Unbraked	750	750	750	750
Towbar Load Limit, kg	100	100	100	100

Full vehicle specifications are available at www.volkswagen.com.au

1. The Unladen Mass (UM) includes 10L of fuel, vehicle fluids and no occupants. Figures quoted are for base model vehicles only.

2. Payload figures determined by subtracting 'Unladen Weight' from total 'Gross Vehicle Mass' (GVM). A vehicle's final payload, given the different configurations, can only be determined by weighing the individual vehicle and comparing to the known GVM. Figures quoted are for base model vehicles only.

#When fitted with Volkswagen Genuine Tow Bar. Towing capacities are applicable to Volkswagen Genuine Accessory Tow Bar. Towing capacity figures are maximum figures and actual towing capacity depends on factors including the laden mass of the vehicle, driving conditions and fitment of any accessories. Volkswagen Group Australia does not endorse or will not be held liable for any claim, loss or damage arising from the use or fitment of electronic trailer brakes.

● Standard ○ Optional Extra — Not available

Dimensions

	Van		Crewvan	Single Cab	Dual Cab
	Normal Roof Short/long wheelbase	High roof Long wheelbase	Normal roof Short/long wheelbase	Normal roof Long wheelbase	Normal roof Long wheelbase
Seating capacity	2 (3 optional)	2 (3 optional)	5 (2+3)	3	6 (3+3) (5 optional)
Load/Passenger compartment area (m²)	4.3 / 5.0	5	4.3 / 5.0	—	—
Load platform area (m²)	—	—	—	5.7	5
Sliding door Width x height (mm)	1,017 x 1,282	1,017 x 1,282	1,017 x 1,264	—	—
Electric sliding door Width x height (mm)	954 x 1,282 (option)	954 x 1,282 (option)	954 x 1,282 (option)	—	—
Tailgate Width x height (mm)	1,473 x 1,299	—	1,473 x 1,290	—	—
Turning circle (mm)	11,900 / 13,200	13,200	11,900 / 13,200	13,200	13,200
Maximum roof load (kg)					
2 roof bars	100	—	100	50	75
3 roof bars	150	—	150	—	—

Dimensions

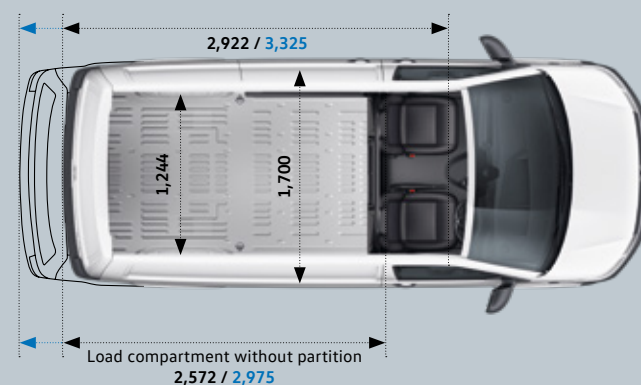

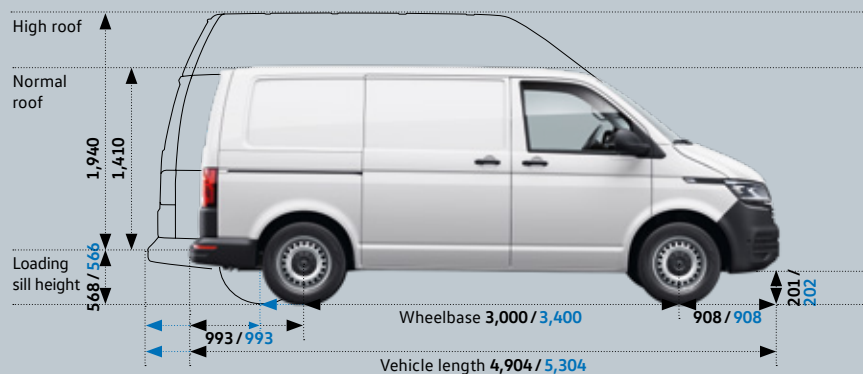
Short wheelbase

Long wheelbase

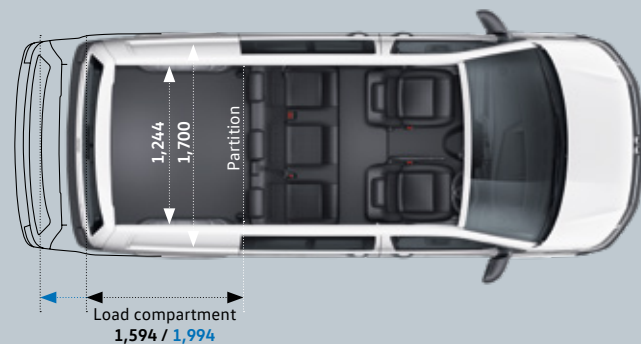

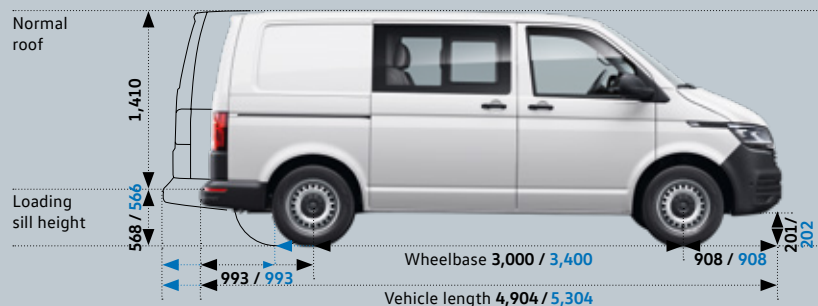
Dual cab, long wheelbase

Dimensions in mm

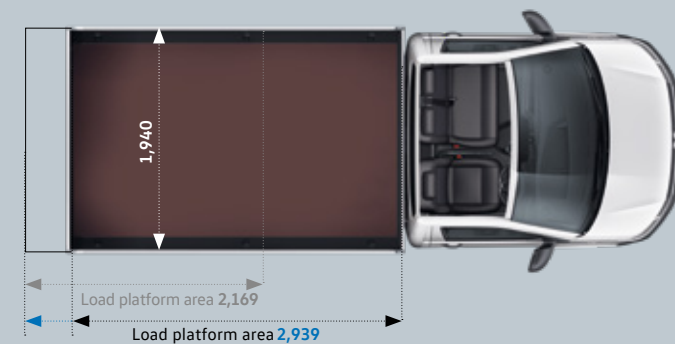
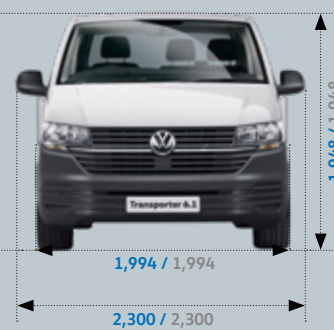
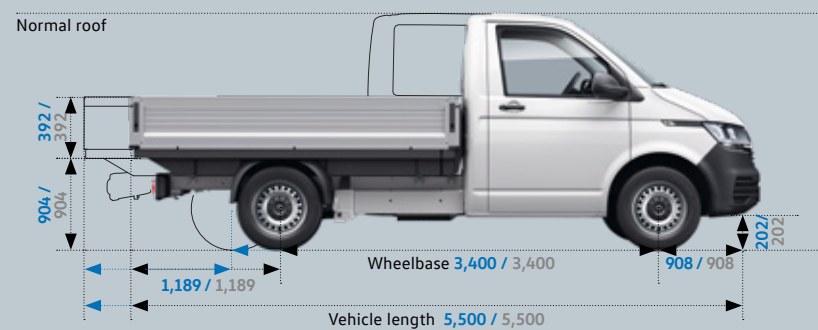
Transporter Van



Transporter Crewvan



Transporter Cab Chassis



Solid paint finishes



Candy White



Ascot Grey



Cherry Red



Luminous Orange



Pure Grey

Metallic and Pearlescent paint finishes



Reflex Silver



Indium Grey



Starlight Blue



Ravenna Blue



Deep Black



Mojave Beige



Copper Bronze




Fortana Red



Bay Leaf Green

Seat upholstery



Double Grid
Cloth seat upholstery Titanium Black/Palladium

Wheels



16" steel wheel

Standard on TDI250 and TDI340 models



17" steel wheel

Standard on TDI450 models



17" alloy wheel - DEVONPORT

Optional

Peace of Mind



5 years Unlimited Kilometre Warranty

At Volkswagen, we pride ourselves on the highest quality standards that come with German engineering.

We back this commitment with a 5 year unlimited kilometre warranty on all new Volkswagen vehicles*.



1 year Roadside Assist

Every new Volkswagen comes with a 1 year Roadside Assist membership^.

That's 24 hour roadside assistance, emergency accommodation, car rental and towing as well as property and other assistance, all included for added peace of mind.



Volkswagen Care Plans

Volkswagen Care Plans† have you covered for your first 3 or 5 scheduled services, providing you savings off the total Assured Service Pricing RRP. It's convenient, hassle-free scheduled servicing easily available for purchase at your local Volkswagen Dealer.



Assured Service Pricing

Assured Service Pricing# gives you the transparency of knowing how much your service will cost up front.

Our Volkswagen Dealers have access to the latest diagnostic equipment and tools. Plus, they use Volkswagen Genuine Parts® to ensure your Volkswagen stays a Volkswagen.

You're in safe hands at your Volkswagen Dealer when it comes to servicing.

*Conditions and exclusions apply, see <https://www.volkswagen.com.au/en/owners-service/warranty.html>. Your rights under this warranty are provided in addition to, and in some cases overlap with, consumer guarantees under the Australian Consumer Law and do not limit or replace them.

^Volkswagen Roadside Assist is provided by AWP Australia Pty Ltd ABN 52 097 227 177 trading as Allianz Global Assistance, under an arrangement with Volkswagen Group Australia Pty Limited ABN 14 093 117 876. Conditions and exclusions apply, see <https://www.volkswagen.com.au/en/owners-service/roadside-assist.html>.

†Volkswagen Care Plans are available at participating Volkswagen Dealers for all models and covers standard items as contained in each scheduled service interval only. These Care Plans can only be purchased prior to the first scheduled service and up to 22,500 km/15 months (whichever occurs first) for all models except Volkswagen Crafter models, which is 30,000 km/15 months (whichever occurs first). The time frame takes effect from when the vehicle is first reported in our system as 'sold'. Discount structure varies by model. For details of what is not included in a scheduled service, see <https://www.volkswagen.com.au/en/owners-service/care-plans.html>.

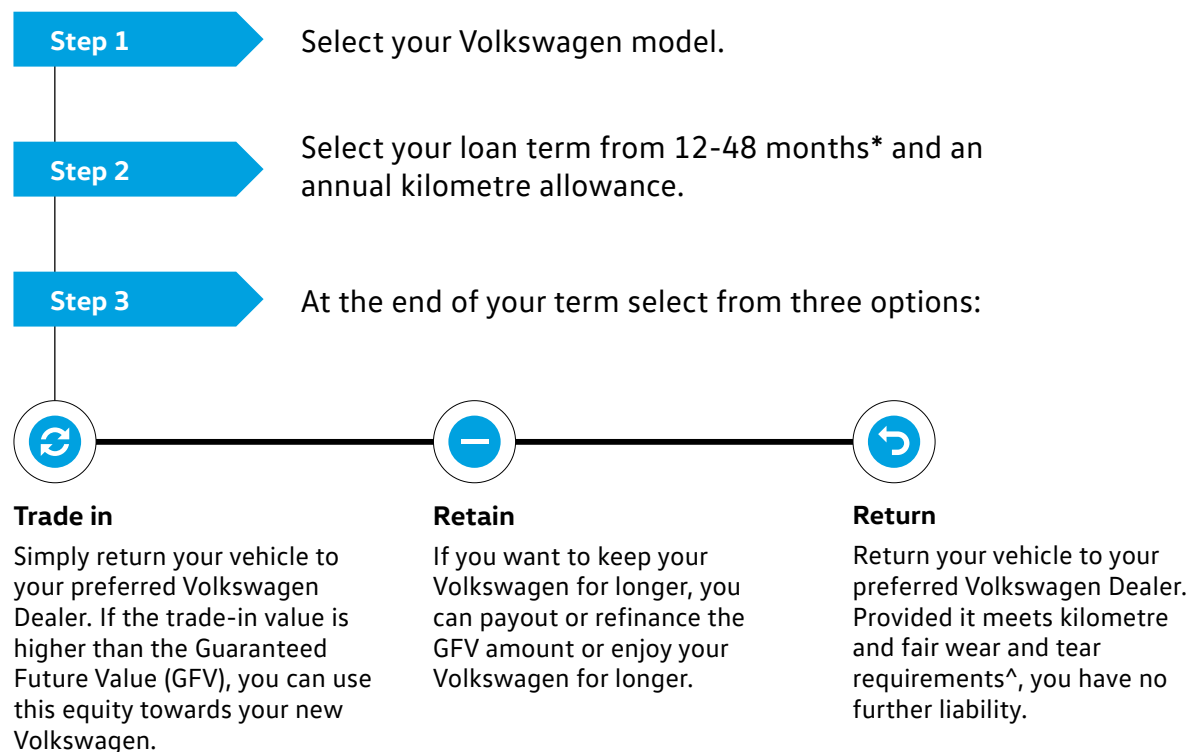
#Assured Service Pricing applies to the first 5 standard scheduled services of your vehicle which are scheduled to occur at every 15,000 km/12 month interval (whichever occurs first) or for Volkswagen Crafter models only, 20,000 km/12 month interval (whichever occurs first). On or before 31 December each year, Volkswagen will publish the maximum price for a specified Scheduled Service that will be applicable from, and remain fixed for, the following calendar year only. For details on the Eligible Model List, pricing, items not included and for full terms and conditions, please see <https://www.volkswagen.com.au/app/locals/service-pricing-guide>.

Volkswagen Choice

Guaranteed Future Value

Naturally we understand that your Volkswagen represents a valuable investment, so we understand that you want to maintain it in premium condition. Volkswagen Choice[^] is a finance program tailored to the requirements of Volkswagen owners by providing assurance around your Volkswagen's future value[^], whilst offering simple monthly instalment financing options.

Whether you are selecting your new Volkswagen for business or personal use, you can choose the contract term that best suits your requirements. Enjoy the confidence that comes from having locked in a minimum value up front to be attributed to your vehicle at the end of your contract[^]. There are also no account keeping fees with a fixed interest rate.



*GFV terms offered subject to change.

[^]Volkswagen Guaranteed Future Value consists of an option to return your vehicle to Volkswagen Financial Services (VFS) ABN 20 097 071 460, Australian Credit Licence 389344, at the end of the term and requires VFS to purchase the vehicle at an agreed price determined by VFS, known as the Guaranteed Future Value (GFV). At the end of the term, you can elect to: (1) trade-in; (2) return; or (3) retain the vehicle by paying the GFV, which is a lump sum owed to VFS at the end of the loan term after all repayments have been made. You will be liable for any loan contract deficit and additional charges if you exceed the nominated kilometre allowance and/or the vehicle is not in an acceptable condition. Available on new and demonstrator Volkswagen vehicles for selected models. Contact your Official Volkswagen Dealer to verify eligible vehicles for this program. Fleet, government, rental buyers, hire car and chauffeur companies excluded.

The Transporter 6.1

Volkswagen Group Australia Pty Ltd
24 Muir Road Chullora NSW 2190
ABN 14 093 117 876

Printed in Australia
February 2021
www.volkswagen.com.au

Publication: VWCTRANSPECMY21

Your Volkswagen Dealer.

Important information

Apple CarPlay® is a registered trade mark of Apple Inc. Android Auto™ is a registered trade mark of Google Inc. MirrorLink® is a registered trade mark of Car Connectivity Consortium LLC. Bluetooth® is a registered trade mark of Bluetooth SIG Inc.

Volkswagen is distributed by Volkswagen Group Australia Pty Ltd (ABN 14 093 117 876) of 24 Muir Road Chullora, NSW 2190. Specifications are as planned at February 2021, for Model Year 2021 and are subject to change without notice or obligation. All information in this brochure are correct at the time of publication, however variations may occur from time to time and Volkswagen, in so far as it is permitted by law to do so, shall not be liable in any way as a result of any reliance by any person on anything contained in this brochure. Authorised Volkswagen Dealers will provide up-to date information on model application, design feature, prices, and availability on request.